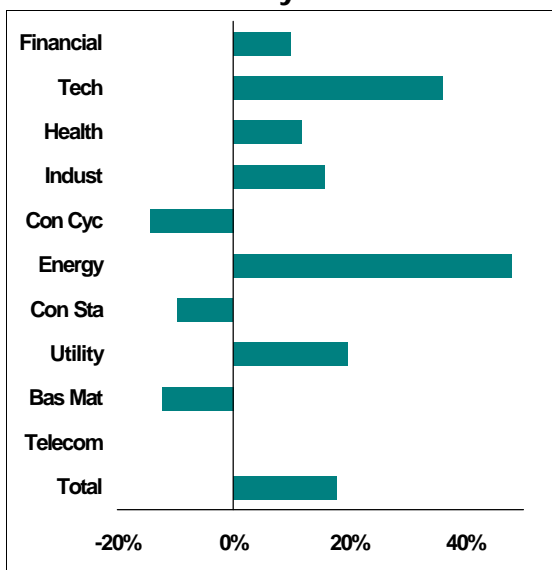


The Systematic RS Aggressive portfolio performed very well in the third quarter. Many of the investment themes evident in the first half of the year continued through the third quarter. Much of the third quarter's strong performance can be attributed to being overweight in the correct sectors. In addition, many of our individual equities outperformed during Q3.

PERFORMANCE		
	Q3 05	ITD*
<b>RS Aggressive</b>	<b>17.8%</b>	<b>24.8%</b>
S&P 500	3.2%	4.0%

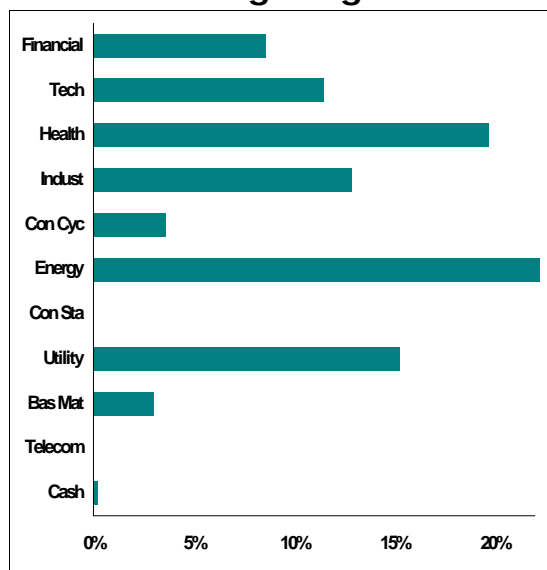
\*Composite Inception: 3/31/2005

### Quarterly Returns



Returns are based off model returns and not actual account net returns.

### Weightings



Weights are as of the end of the quarter

### Top Holdings

Peabody Energy Corp
Sunoco, Inc.
Valero Energy Corp.
TXU Corp.
Precision Castparts
Sierra Pacific Resources
Apple Computer
Legg Mason
Humana, Inc.
Edison International

Holdings are as of quarter end

## Portfolio Allocation Highlights

- **Financials** remain an underweight in the portfolio. Our allocation discipline is favoring the Investment group rather than more traditional Financials like Banks for any new commitments.
- The allocation to **Technology** increased during the quarter. This macro sector continues to show slow and steady improvement.
- Our **Healthcare** exposure remains at an overweight. We are seeing the positive relative strength in this area expand to include a larger number of issues.
- We increased our exposure to the **Industrial** sector during the third quarter. Our rankings tend to favor companies exposed to specialty areas rather than the more traditional industrials.
- Exposure to **Consumer Cyclicals** declined dramatically during the quarter. Many different groups within the sector have shown weakness of late.
- **Energy** continues to be a large overweight and solid performer. There were no changes to our Energy holdings during Q3.
- We currently have no exposure to **Consumer Staples**. All of the stocks in this macro sector were sold during the quarter due to declining relative strength.
- **Utilities** remain a large overweight in the portfolio. Despite interest rate increases, this macro sector continues to be a solid performer.
- Our allocation to **Basic Materials** did not change during the quarter. We continue to be market weighted in this area, but we are seeing changes at the industry group level within the macro sector.
- We continue to hold no positions in the **Telecommunications** macro sector.

Dorsey, Wright Money Management  
 595 E. Colorado Blvd, Suite 307 Pasadena, CA 91101  
 (626) 535-0630 moneymanagement@dorseywright.com

FOR FINANCIAL PROFESSIONAL USE ONLY

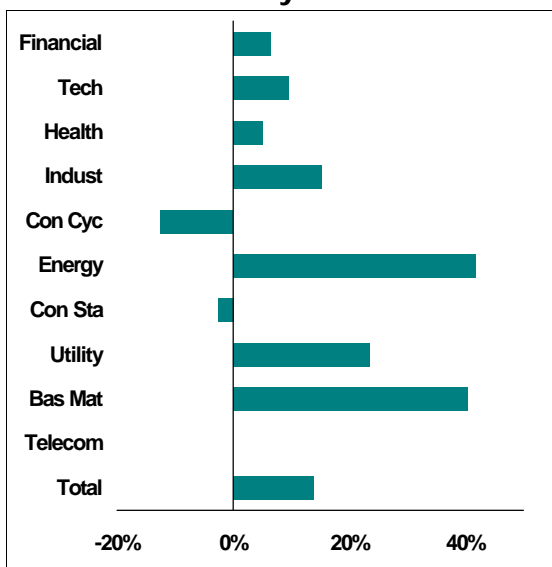
Total account performance shown is total return net of management fees for all Dorsey, Wright & Associates managed accounts, managed for each complete quarter for each objective, regardless of levels of fixed income and cash in each account. The macro sector returns presented are returns generated by our models, not actual account net performance figures. Information is from sources believed to be reliable, but no guarantee is made to its accuracy. This should not be considered a solicitation to buy or sell any security. Past performance should not be considered indicative of future results.

The Systematic RS Core portfolio performed very well in the third quarter. Many of the investment themes evident in the first half of the year continued through the third quarter. Much of the third quarter's strong performance can be attributed to being overweight in the correct sectors. In addition, many of our individual equities outperformed during Q3.

PERFORMANCE		
	Q3 05	ITD*
<b>RS Core</b>	<b>13.9%</b>	<b>20.1%</b>
S&P 500	3.2%	4.0%

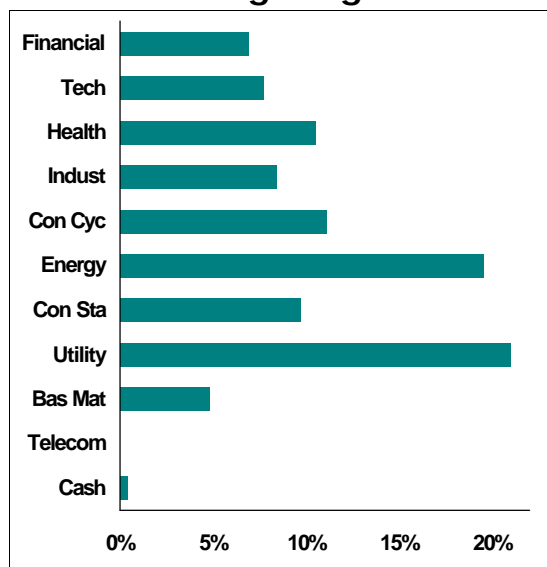
\*Composite Inception: 3/31/2005

### Quarterly Returns



Returns are based off model returns and not actual account net returns.

### Weightings



Weights are as of the end of the quarter

### Top Holdings

TXU Corp
Peabody Energy
XTO Energy
ConocoPhillips
Questar Corp.
Allegheny Technologies
Precision Castparts
Equitable Resources
PG&E Corp.
McAfee Inc.

Holdings are as of quarter end.

## Portfolio Allocation Highlights

- **Financials** remain an underweight in the portfolio. Our allocation discipline is favoring the Investment group rather than more traditional Financials like Banks for any new commitments.
- The allocation to **Technology** increased during the quarter. This macro sector continues to show slow and steady improvement.
- Our allocation model continues to favor **Healthcare**. We will most likely be adding to our exposure in this macro sector during the fourth quarter.
- Our allocation to the **Industrial** sector remained static during the third quarter. Our rankings tend to favor companies exposed to specialty areas rather than the more traditional industrials.
- Exposure to **Consumer Cyclical**s will likely decline during the fourth quarter. Many issues linked to consumer spending are showing signs of weakening relative strength.
- **Energy** continues to be a large overweight and solid performer. There were no changes to our Energy holdings during Q3.
- **Consumer Staples** have shown weaker relative strength of late. We continue to hold several positions in this macro sector, but our allocation discipline is not favoring any new commitments.
- **Utilities** remain a large overweight in the portfolio. Despite interest rate increases, this macro sector continues to be a solid performer.
- Our allocation to **Basic Materials** did not change during the quarter. We continue to be market weighted in this area and our holdings in this area performed well during the third quarter.
- We continue to hold no positions in the **Telecommunications** macro sector.

Dorsey, Wright Money Management  
595 E. Colorado Blvd, Suite 307 Pasadena, CA 91101  
(626) 535-0630 moneymanagement@dorseywright.com

FOR FINANCIAL PROFESSIONAL USE ONLY

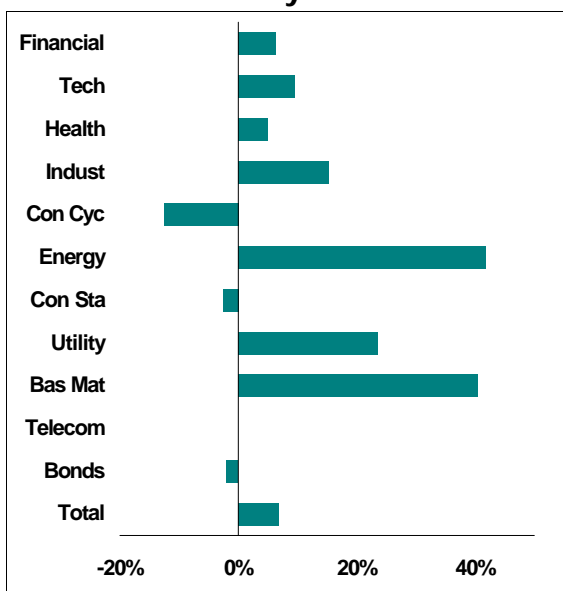
Total account performance shown is total return net of management fees for all Dorsey, Wright & Associates managed accounts, managed for each complete quarter for each objective, regardless of levels of fixed income and cash in each account. The macro sector returns presented are returns generated by our models, not actual account net performance figures. Information is from sources believed to be reliable, but no guarantee is made to its accuracy. This should not be considered a solicitation to buy or sell any security. Past performance should not be considered indicative of future results.

The Systematic RS Conservative portfolio performed very well in the third quarter. Many of the investment themes evident in the first half of the year continued through the third quarter. Much of the third quarter's strong performance can be attributed to being overweight in the correct sectors. While we were able to reduce some of the equity volatility by holding bonds, our fixed income investments did not perform well during the third quarter.

PERFORMANCE		
	Q3 05	ITD*
<b>RS Conservative</b>	<b>7.6%</b>	<b>7.6%</b>
S&P 500	3.2%	3.2%

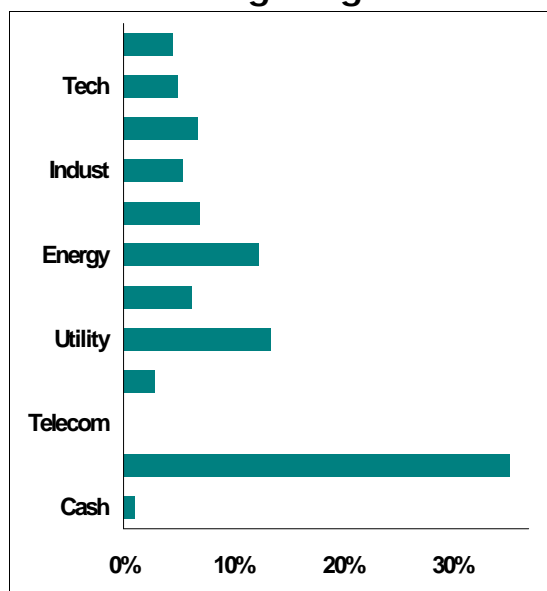
\*Composite Inception: 6/30/2005

### Quarterly Returns



Returns are based off model returns and not actual account net returns.

### Weightings



Weights are as of the end of the quarter

### Top Holdings

Intermediate Bonds
TXU Corp
Peabody Energy
XTO Energy
ConocoPhillips
Questar Corp.
Allegheny Technologies
Precision Castparts
Equitable Resources
PG&E Corp.

Holdings are as of quarter end.

## Portfolio Allocation Highlights

- **Financials** remain an underweight in the portfolio. Our allocation discipline is favoring issues in the Investment group rather than more traditional Financials like Banks.
- The allocation to **Technology** increased during the quarter. This macro sector continues to show slow and steady improvement.
- Our **Healthcare** exposure remains at an overweight. We are seeing the positive relative strength in this area expand to include a larger number of issues.
- We increased our exposure to the **Industrial** sector during the third quarter. Our rankings tend to favor companies exposed to specialty areas rather than the more traditional industrials.
- Exposure to **Consumer Cyclicals** declined dramatically during the quarter. Many different groups within the sector have shown weakness of late.
- **Energy** continues to be a large overweight and solid performer. There were no changes to our Energy holdings during Q3.
- We currently have no exposure to **Consumer Staples**. All of the stocks in this macro sector were sold during the quarter due to declining relative strength.
- **Utilities** remain a large overweight in the portfolio. Despite interest rate increases, this macro sector continues to be a solid performer.
- Our allocation to **Basic Materials** did not change during the quarter. We continue to be market weighted in this area, but we are seeing changes at the industry group level within the macro sector.
- Rising interest rates proved to be a drag on our **Fixed Income** holdings during the third quarter.

Dorsey, Wright Money Management  
 595 E. Colorado Blvd, Suite 307 Pasadena, CA 91101  
 (626) 535-0630 moneymanagement@dorseywright.com

FOR FINANCIAL PROFESSIONAL USE ONLY

Total account performance shown is total return net of management fees for all Dorsey, Wright & Associates managed accounts, managed for each complete quarter for each objective, regardless of levels of fixed income and cash in each account. The macro sector returns presented are returns generated by our models, not actual account net performance figures. Information is from sources believed to be reliable, but no guarantee is made to its accuracy. This should not be considered a solicitation to buy or sell any security. Past performance should not be considered indicative of future results.